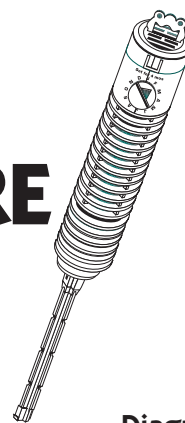




SPA FROG[®]

MINERAL SPA CARE

For Use in Filter Core
— INSTRUCTIONS —



Specifications

- Fits in most filters.
- Handles spas up to 600 gallons.
- Lasts 4 months.
- Easy to set reminder dial for product replacement.
- To be used in conjunction with a low bromine or low chlorine support and ozone if desired.

Spa Start Up

- Always drain and refill spa every 3 - 4 months.
- Clean or replace filter cartridge when dirty (Follow manufacturers instructions).
- Balance water according to the chart.
- Shock spa to remove all contaminants. (Follow manufacturers directions.)

WATER BALANCE GUIDELINES

pH:	7.2-7.8
Total Alkalinity:	60-120 ppm
Calcium Hardness:	150-400
Total Dissolved Solids:	<1500
Free Chlorine:	0.5-1.0 ppm
Free Bromine:	1.0-2.0 ppm

Regular Spa Care



1. Run filtration system a minimum of four hours per day.



2. Regularly test water for pH, total alkalinity and chlorine or bromine levels.

3. Maintain a 0.5-1.0 ppm chlorine or 1.0-2.0 ppm bromine level at all times.



4. Shock the spa with a chlorine or non-chlorine shock once a week or if water looks hazy.

Set for 4 mos.



5. Remember to replace SPA FROG[®] and to drain and refill the spa every four months.

Diagram A

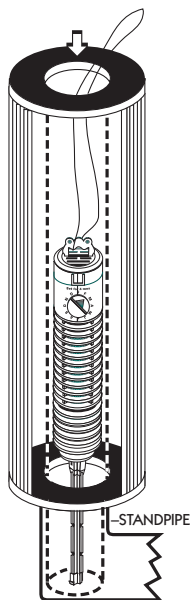
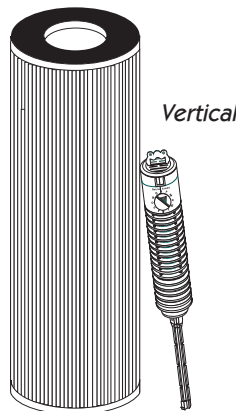
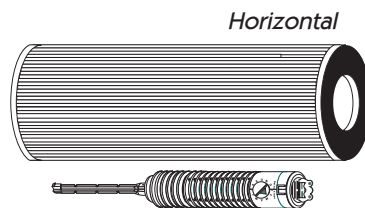


Diagram B -

High Flow Spas In Filter Well

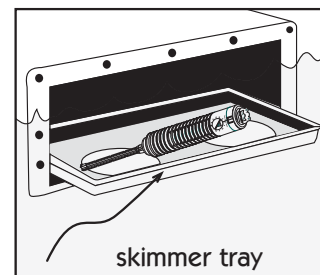


Vertical



Horizontal

Diagram C



skimmer tray

If unit is too tall, cut rod at hash marks to shorten.

Installing SPA FROG[®]

1. Set reminder dial on SPA FROG[®] to 4 months from month of installation. Turn dial by hand or with a coin if needed.
2. Place SPA FROG[®] in one of the following locations in spa:
 - a) Majority of Spas** - Insert SPA FROG[®] inside filter cartridge core (**Diagram A**). Do not allow SPA FROG[®] to sit too low in the filter. If blocking water flow install in filter well (**Diagram B**). If SPA FROG[®] is inside a standpipe, attach a string to the FROG[®] head handle for easy removal.
 - b) High Flow Spas** - On skimmer filters with 2.5 HP or larger pump motors, place SPA FROG[®] in filter well outside the filter cartridge (**Diagram B**).
 - c) Small Cartridge or Other Spas** - Place SPA FROG[®] in skimmer tray (**Diagram C**).



The Association of Pool & Spa Professionals™

KING TECHNOLOGY, Inc.

530 11th Avenue South • Hopkins, MN 55343
952-933-6118 • FAX 952-933-2206 • www.kingtechnology.com

Covered by one or more of the following U.S. Patent Numbers: D411,282; D422,678; 6,190,547; 6,383,507; 6,551,609; 6,652,871 and other U.S. and Foreign Patents Pending
#20-48-0140E 5531005243R2
EPA Est. No. 071209-AZ-001